



**Palo Verde High School
AFJROTC**

**Uniform Guide
2025-2026**

Table of Contents

Chapter 1 – Uniform Wear and Personal Appearance-General

Chapter 2 – Personal Appearance

Chapter 3 – Female Cadet Uniform

Chapter 4 – Male Cadet Uniform

Chapter 5 – Semi-Formal Dress Uniform

Chapter 6 - Utility Uniform – Operational Camouflage Pattern (OCP)

Chapter 7 – Special Uniform Accessories

Chapter 8 – Uniform Wear Enforcement

Attachments

Attachment 1 - Female Hair Style Examples

Attachment 2 - Authorized Female Ponytails and Long Braid(s) Hair Styles

Attachment 3 - Unauthorized Female Ponytail Examples

Attachment 4- Male Hair Standards Examples

Attachment 5 - Authorized Air Force JROTC Badges and Insignia

Attachment 6 - Air Force JROTC Rank Insignia

Attachment 7 - Cadet Male Headgear

Attachment 8 - Cadet Female Headgear

Attachment 9 - Cadet Beret Headgear

Attachment 10 – Operational Camouflage Pattern (OCP) Uniform

Attachment 11 – Cadet Lightweight Blue Jacket

Attachments (cont'd)

Attachment 12 – Cadet Male Service Dress

Attachment 13 – Cadet Female Service Dress

Attachment 14 – Cadet Male Blue Shirt

Attachment 15 – Cadet Female Blue Shirt

Attachment 16 – Cadet Semi-Formal Uniform

Attachment 17 – Sample Exhibition Uniform

Attachment 17a – Sample Exhibition Uniform

Attachment 18 – AFJROTC Ribbon Chart

CHAPTER 1

UNIFORM WEAR AND PERSONAL APPEARANCE - GENERAL

A. POLICY:

This handout contains policy and procedural guidance compiled from Department of the Air Force Instruction (DAFI) 36-2903, Air Force JROTC Instruction 36-2010 and the AFJROTC Consolidated Operational Supplement Chapter 7. The material contained herein is directive in nature; however, it cannot provide rules for every imaginable situation. Therefore, pride, professionalism and common sense must sometimes prevail. Palo Verde High School AFJROTC cadets will comply with our uniform wear and personal appearance standards or risk course failure and removal from the program.

B. PROCEDURES:

Palo Verde High School AFJROTC cadets wear the prescribed Air Force dress uniform one day per week. The Senior Aerospace Science Instructor (SASI) specifies the appropriate uniform and the day to wear it. This information is posted on the bulletin board in the classroom and in the Canvas Weekly Instructional Schedule.

To ensure compliance with established uniform wear and personal appearance standards, cadet “open ranks” inspections (ORI) will be conducted on uniform wear days. All students enrolled in Military Science I, II, & III will participate in these inspections (this also applies to cadets who have not been issued a uniform). During ORI, an instructor or designated cadet will check each cadet’s uniform and personal appearance.

On designated uniform wear days, cadets will wear all accessories (ranks, insignia, nametag, badges & ribbons). The Wing Staff will wear their designated shoulder cords. The Operational Camouflage Pattern (OCP) uniform may be worn by staff officers/NCOs as directed by the SASI.

C. STANDARDS:

It is very important for cadets to maintain high standards of personal appearance, especially while dressed in the AFJROTC uniform. How you look, favorably or unfavorably, directly reflects how people view you, your school, JROTC, and the United States Air Force. The uniform projects neatness, cleanliness, safety, uniformity and military image. Wear the uniform with pride. The uniform represents a long and honorable tradition of devotion to duty in service of one’s country. Not only should it be worn proudly, but also properly.

D. GENERAL GUIDELINES:

Keep the uniform neat and clean.

Wear the flight/service cap when outdoors; remove it when indoors.

Keep your hands out of your pockets.

Keep all pockets buttoned.

Do not fill pockets with bulky items.

Keep shoes shined, use edge dressing on the heels and edge of the soles.

Keep all metal devices, buckles and badges clean and free of scratches.

Check your personal appearance in a mirror.

E. RESTRICTIONS:

Unless specifically authorized by the SASI, cadets will only wear the uniform while traveling to and from school to participate in JROTC approved programs, or while participating in official JROTC activities.

The uniform will not be mixed or worn with any other civilian type clothing.

Cadets will not lend their uniform to anyone.

Distinctive items of the JROTC uniform (ranks, badges, nametags, etc.) will not be worn on civilian clothing.

No soliciting (fundraising etc.) is allowed while in uniform.

Cadets will not wear the uniform while participating in student demonstrations, or crowd control, or in any other inappropriate activity where wear of the uniform may give the appearance that the Air Force is advocating some political or religious issue over another.

While in uniform, cadets will not exhibit public display of affection (PDA). This includes, but is not limited to holding hands, hugging, etc.

F. ISSUE AND MAINTENANCE:

New cadets will be issued a uniform at the beginning of their first year at no cost to the cadet. If required, it will be sent to alterations at no cost. Each cadet will be issued the following uniform items:

- 1-Belt, Cotton, Web Blue
- 1-Buckle, Belt
- 1-Cap, Garrison, Wool, Blue
- 1-Tie (Males)
- 1-Tab (Females)
- 1-Short Sleeve Shirt, Blue
- 1-Slacks
- 1- Jacket, Light Weight, Blue
- 1- Pair-Shoes, Black
- 1- Pair-Socks, Black
- 1- V-Neck T-Shirt, White

Once issued, it is the cadet's responsibility to maintain all items in a clean/shined and orderly condition throughout the school year. Each cadet will read and sign the "NV- 20011 Uniform Issue Form." Do not alter the uniform. See an instructor if you have a problem with the uniform. MS IIs and IIIs will be reissued their uniform at the beginning of the new school year. Should they outgrow their uniform, they will be issued a replacement uniform.

The service dress coat, lightweight blue jacket, slacks or pants, tie/tab and headgear will be **PROFESSIONALLY DRY CLEANED ONLY**. The short sleeve light blue shirt/ blouse, V-neck T-Shirt and socks are the only washable items. Iron the short sleeve light blue shirt prior to ORI day after being washed and dried.

If any uniform item does not fit properly or is damaged, see an instructor. Do not wait until someone else calls attention to it.

All uniform items must be turned in at the end of the school year or when a cadet "drops" from the AFJROTC program. Uniform will be dry cleaned by a commercial laundry. If a uniform item becomes lost/missing, the cadet is responsible for the cost of that item. If a uniform is returned without commercial dry cleaning, the cadet will incur the costs. All charges will be entered into the cadet's student account and will be paid prior to leaving/graduating from PVHS.

DO NOT ASK FOR UNIFORM ITEMS ON ORI DAY.

CHAPTER 2

PERSONAL APPEARANCE

A. GENERAL:

Uniform: Neat, clean, pressed, in good condition, zipped or buttoned.

Footwear: Shined (including heels and edge of the soles) and in good condition.

Watch: Conservative. (Definition: holding to traditional expectations, attitudes & values)

Bracelet: If worn, the bracelet will be conservative (moderate, being within reasonable limits; not excessive, extreme, or drawing attention) in design, no wider than ½ inch, gold or silver in color, and will not have any inappropriate pictures or writing. **Bracelets espousing support for cause, philosophy, individual or group are not authorized** (Exception: Traditional metal POW/MIA/KIA bracelets, which come in colors besides silver, bronze, or gold remain authorized). **No rubber, fabric type bracelets nor ankle bracelets are allowed.**

Rings: A maximum of three at any one time (includes both hands). Rings will be worn at the base of the finger, and may be worn on the thumb.

Earrings: Male cadets - **will not wear while in uniform.**

Female cadets - may wear small (not exceeding six mm in diameter) conservative (moderate, being within reasonable limits; not excessive or extreme) round or square white diamond, gold, white pearl, or silver earrings as a set with any uniform combination. **If member has multiple holes, only one set of earrings are authorized to be worn in uniform and will be worn in the lower earlobes.** Earrings will match and fit tightly without extending below the earlobe unless the piece extending is the connecting band on clip earrings. When not wearing earrings, male and female cadets **are authorized to wear transparent piercing spacer(s) in lower earlobes while in uniform. Transparent spacers are not allowed in ear holes outside of the lower earlobes or any other piercing holes visible in uniform (nose, lip, eyebrow etc.).** Piercing holes will not be large enough to permit light to shine through.

Eyeglasses and Sunglasses: Will be worn in the manner for which they are made. Eyeglasses and sunglasses will not be worn around the neck or on top/back of head or exposed hanging on the uniform. Eyeglasses and sunglasses may have conservative ornamentation on non-prescription sunglasses or eyeglasses, frames may be black or brown material or gold or silver wire. Brand name glasses may be worn with small logo on frames or lenses. Logo may contrast with frame color or lenses (conservative colors/small logos; black, brown, matte silver/gold). Conservative wrap-around sunglasses may be worn. Conservative, clear, slightly tinted, mirrored or photosensitive lenses are authorized. Sunglasses (to include darkened photosensitivelenses) are not authorized in formation.

Back Packs: Cadets may wear a back pack on the left shoulder or both shoulders (not to interfere with rendering the proper salute).

Pencils and pens: Concealed (except on OCPs).

Headphones/Earpieces: Wear/use of an earpiece, any blue tooth technology or headphones, while in uniform, indoors or outdoors, is prohibited, unless specifically authorized for the execution of official duties. Exception: Headphones and earphones [iPods, MP3-type players, etc.] are authorized during travel on public transportation (i.e., bus, train or air travel.).

Necklaces: Will not be visible at any time. If worn, will be concealed under a collar or undershirt.

Lipstick/Nail polish/Cosmetics:

Male cadets: **Will not wear lipstick/nail polish/cosmetics while in uniform.**

Female cadets: Single color (compliments skin tone). No decorations (i.e glitters); nails will not exceed ¼ inch; cadets will not wear shades of lipstick/nail polish that distinctly contrast with their complexion, that detract from the uniform, or that are extreme. Some examples of extreme colors include but are not limited to: purple, gold, blue, black, bright (fire-engine) red, and fluorescent colors. French Tips are allowed. Cosmetics will be conservative and in good taste.

Hair nets: Worn as required for health or safety reasons. Made of natural or a synthetic material; must be conservative (plain and moderate, being within reasonable limits; not excessive or extreme), solid color similar to the member's hair color, also strong enough to support and control hair and contain no metal fasteners. Hair-nets are only authorized when performing related duties as determined by applicable SASI.

Wigs/Hairpieces/Extensions: Are authorized and will meet the same standard required for natural hair, be of good quality, fit properly, and comply with safety, functionality and professionalism. (**Note:** Extensions are still prohibited for males). Wigs/Hairpieces/Extensions will *not* be used to cover unauthorized hair styles.

B. FEMALE CADET GROOMING GUIDELINES: (See Attachments 1- 3)

Hair-Female. No minimum hair length, to a maximum bulk of 4 inches from scalp and allows proper wear of headgear. Hair will end above the bottom edge of collar and will not extend below an invisible line drawn parallel to the ground, both front to back and side to side unless pulled back and secured or worn in an authorized ponytail or equivalent or long braid(s). If hair is pulled back and secured behind the head, radius will not exceed 6 inches from the point

where the hair is gathered (i.e., no more than 6 inches to the left and 6 inches to the right, 12 inches total width; and 6 inches protruding from where hair is gathered) and must allow for proper wear of headgear. One or two braids or a single ponytail or equivalent may be worn down the member's back with length not extending below a horizontal line running between the top of each sleeve inseam at the under arm through the shoulder blades. The braid(s) or ponytail or equivalent cannot be worn over the shoulder or pulled in front of the body. They shall extend down the member's back. Bangs, or side-swiped hair, may touch eyebrows but will not touch or cover eyes. When in doubt, assess correct length of hair with the cadet standing in the position of attention. Exception: While wearing the Physical Training Gear (PTG), long hair will be secured but may have loose ends and may extend below a horizontal line running between the top of each sleeve inseam at the under arm through the shoulder blades.

Pinned-up hair should be styled in a manner that prevents loose ends from extending upward on the head. When hair is in a bun, the bun must be a single bun; all loose ends must be tucked in and secured. When hair is in a ponytail or equivalent, it must be a single ponytail or equivalent that does not extend below a horizontal line running between the top of each sleeve inseam at the under arm through the shoulder blades.

Locs, braids, twists, micro-braids, French braids, Dutch braids and cornrows are authorized. Locs are defined as portions of hair that have been intentionally or unintentionally fused together to form a loc or locs. A braid or twist is two or more portions of interwoven hair. If adding additional hair, it must be a natural-looking color (similar to the individual's hair color) and conservative (moderate, being within reasonable limits; not excessive or extreme). Multiple locs, braids, twists or cornrows may come together down the back in one or two braids or a single ponytail. Hair must not exceed length and bulk standard and headgear must fit properly.

All locs, braids and twists, when worn will be of uniform dimension, no wider than one inch, with natural spacing between the locs, braids, and twists and must be tightly interwoven to present a neat, professional and well-groomed appearance. When worn, multiple locs, braids, or twists shall be of uniform dimension, small in diameter (approximately ¼ inches), show no more than ¼ inch of scalp between the locs, braids, or twists and must be tightly interwoven to present a neat, professional appearance.

A braid/twist must continue to the end of the hair without design and following the contour of the head, and may be worn loose or in a secured style within hair standards. **Exception:** Micro-braids or twists are not required to continue to the end of the hair.

Unauthorized: Mohawk, mullet or etched design.

Hair accessories. Hair accessories. If worn, hair accessories (e.g., fabric scrunches, hairpins, combs, clips, headbands, elastic bands, barrettes, etc.) must match hair color. Black hair accessories are authorized regardless of hair color. Invisible hairnets are authorized; hairnet must match hair color. Hair must still comply with bulk and appearance standards. Headgear must fit properly. Headbands or fabric scrunches will not exceed two-inches in width. Ornaments are *not* authorized (i.e., ribbons, beads, jeweled pins).



Scrunchie



Hair Clips

7.10.2.

Fingernails. If worn by females, nail polish will be a single color that does not detract from the uniform, nor can the nail polish be extreme in color. Some examples of extreme colors include, but are not limited to, purple, gold, blue, black, bright (fire engine) red and florescent colors. Do not apply designs to nails or apply two-tone or multi-tone colors; however, white-tip French manicures are authorized. Fingernails must not exceed $\frac{1}{4}$ inch in length beyond the tip of the finger and must be clean and well groomed. Fingernails must not interfere with the performance of assigned duties. Fingernails must not hinder proper fit of prescribed safety equipment or uniform items.

Skirts. The skirt will be no shorter than the top of the kneecap and no longer than the bottom of the kneecap. The skirt will fit smoothly, hang naturally over the hips with a slight flare, and must not be excessively tight. Wearing hosiery with the skirt is optional. Choose a sheer nylon in a neutral dark brown, black, off-black, or dark blue shade that complements the uniform and your skin tone.

7.10.3. **Earrings.** Female cadets may wear small (not exceeding 6 mm in diameter), conservative (moderate, being within reasonable limits; not excessive or extreme), round or square white diamond, gold, white pearl, or silver earrings as a set with any uniform combination. If member has multiple holes, only one set of earrings are authorized to be worn in uniform and will be worn in the lower earlobes. Earrings will match and fit tightly without extending below the earlobe unless the piece extending is the connecting band on clip earrings. When not wearing earrings, male and female cadets **are authorized to wear transparent piercing spacer(s) in lower earlobes while in uniform. Transparent spacers are not allowed in ear holes outside of the lower earlobes or any other piercing holes visible in uniform (nose, lip, eyebrow etc.).** Piercing holes will not be large enough to permit light to shine through.

Undergarments. Appropriate undergarments are required to be worn with all uniform combinations. Wear bra and underpants with all uniforms. Wear of the white V-neck style or athletic tank top undershirt when wearing opened collar service uniforms is authorized. Undershirt will be tucked into slacks or skirt. Undershirts will not have pockets.

Cosmetics. Female Cadets may wear cosmetics; however, if worn, they will be conservative (moderate, being within reasonable limits; not excessive or extreme) and in good taste. Female Cadets will not wear shades of lipstick that detract from the uniform, or that are extreme colors. **Some examples of extreme colors include but are not limited to, purple, gold, blue, black, bright (fire-engine) red, and fluorescent colors. Male Cadets are not authorized to wear cosmetics.**

Cosmetic tattooing. Tattooing for cosmetic purposes is authorized when directed by licensed, qualified medical personnel to correct a medical condition, illness or injury for both men and women. When not medically directed, cosmetic tattooing is permitted for women if done to apply permanent facial makeup (i.e., eyebrows, eye liner); **the cosmetic tattooing must have a natural appearance and be conservative, moderate, within reasonable limits,** not excessive or extreme, and in good taste.

Body Piercing/Ornamentation. In uniform with the exception of earrings for women, all members **are prohibited from** attaching, **affixing,** or displaying objects, articles, jewelry or ornamentation to or **through the ear, nose, tongue, eye brows, lips, or any exposed body part** (includes visible through the uniform). **Plugs for gauge holes in the ear lobes are not authorized (regardless of color).**

Dental ornamentation: Teeth, whether natural, capped, or veneered, will not be ornamented with designs, jewels, initials, etc. The use of yellow gold, white gold, or platinum caps (permanent or temporary) merely to add ornamentation to the teeth and not required by dental/medical necessity is prohibited.

C. **MALE CADET GROOMING GUIDELINES: (See Attachment 4)**

Hair. Hair will be clean, well groomed, and present a professional appearance. Will not contain excessive amounts of grooming aids (greasy creams, oils or sprays.), appear lopsided, touch the eyebrow, or end below an imaginary line across the forehead at the top of the eyebrows that is parallel to the ground. If applied, dyes, tints, bleaches, and frostings must result in natural hair colors. Examples of natural hair colors are brown, blonde, brunette, natural red, black, or grey. Prohibited examples (not all-inclusive) are burgundy, purple, orange, fluorescent, or neon colors.

Hair will have a tapered appearance on both sides and the back of the head, both with and without headgear. A tapered appearance is one that when viewed from any angle outlines the member's hair so that it conforms to the shape of the head, curving inward to the natural termination point without eccentric directional flow, twists or spiking. A block-cut is permitted with tapered appearance. Hair will not exceed 2 1/2 inches in bulk, regardless of length and 1/4 inch natural termination point; allowing only the closely cut or shaved hair on the back of the neck to touch the collar. Hair will not touch the ears or protrude under the front band of headgear. Cleanly shave heads, military high-and-tight, or flattop cuts are authorized. Prohibited examples (not all-inclusive) are Mohawk, mullet, cornrows, dreadlocks or etched design. Cadets may have one (cut, clipped or shaved) front to back, straight-line part not slanted or curved, on either side of their head, above the temple. Part will not exceed 4 inches length or 1/4 inch width. Men are not authorized hair extensions. **See Attachment 4.**

Sideburns. If worn, sideburns will be straight and even width (not flared), and will not

extend below the bottom of the orifice of the ear opening. Sideburns will end in a clean-shaven horizontal line. **See Attachment 4.**

Mustaches. Male Cadets may have mustaches; however, they will be conservative (moderate, being within reasonable limits; not excessive or extreme) and will not extend downward beyond the lip line of the upper lip or extend sideways beyond a vertical line drawn upward from both corners of the mouth. **See Attachment 4.**

Beards. Beards are not authorized unless for medical reasons, when authorized by a medical official, or as authorized pursuant to a request for a religious accommodation. Beard wear authorized for religious reasons are governed by AFJROTCI 36-2001. **When authorized for medical reasons, members will keep all facial hair trimmed not to exceed ¼ inch in length.** Individuals granted a shaving profile may shave or trim their facial hair to present a neat, clean, professional image.

Undergarments. Appropriate undergarments are required to be worn with all uniform combinations. Wear undershirt and underpants with all uniforms. Wear the white V-neck or athletic style tank top undershirt when wearing opened collar service uniforms only. Undershirt will be tucked into trousers. Undershirts will not have pockets.

D. TATTOOS, BODY PIERCING AND EARRING WEAR:

Tattoos or Brands. Whether you are in or out of uniform, tattoos or brands anywhere on the body are not allowed if they are obscene or if they advocate sexual, racial, ethnic, or religious discrimination. Tattoos or brands that might harm good order and discipline or bring discredit upon the Air Force are also barred, whether you are in or out of uniform. The SASI may exercise discretion if a new cadet arrives with a tattoo that may not be in full compliance with the above guidance.

Body piercing: Cadets in uniform, are not allowed to attach or display objects, articles, jewelry, or ornamentation to or through the ear (other than authorized in earrings guidance), nose, tongue, or any exposed body part (including anything that might be visible through the uniform). Cadets may not cover any of these articles with make-up, Band-Aids, or wearing clear post pins to hide body piercings.

CHAPTER 3

FEMALE CADET UNIFORM

A. SERVICE DRESS UNIFORM: (Class A and B)

The service dress uniform is worn as Class A and the service blue uniform is worn as Class B. The Class A uniform is worn with the service dress coat. The Class B is worn without the service dress coat.

See Attachments 13.

B. SERVICE DRESS COAT (Class A):

The service dress coat follows the contours of the figure, but allows for movement without pulling in the back and at the waist. The length is proportional to height. Collar is set away from the neck. The sleeves end approximately 1/4 inch from the heel of the thumb. Worn with skirt or slacks. Only the metal engraved brushed satin silver finish with engraved blue lettering nametag is worn on the service dress coat. All authorized accouterments will be worn. Do not wear metal ranks on the shirt while wearing the service coat.

See Attachment 13

C. BLOUSE (LONG AND SHORT-SLEEVED SHIRT):

Will have a tapered fit. Military creases prohibited. Blouse must be tucked into slacks.

May be worn with open or buttoned collar. If collar is buttoned, must be worn with a tie tab. When wearing Class A uniform, the collar will be buttoned with tie tab.

See Attachment 15

D. SLACKS:

Slacks fit naturally over the hips with no bunching at waist or bagging at seat. The bottom front of the slack legs will rest on the front of the shoe with a slight break in the crease. The back of slack legs will be straight and will be approximately 7/8 of an inch longer than the front. The slacks will be tailored, straight hanging, with no flare at bottom or additional alterations to further taper the leg.

E. BELT AND BUCKLE:

Worn with slacks/skirt with belt loops. Silver tip end of the belt extends beyond the buckle FACING THE WEARER'S RIGHT. No blue fabric shows. Cut excess fabric from belt.

F. TIE TAB:

Blue, inverted “V” tie tab. Tab must be worn when blouse collar is buttoned and/or when the Class A uniform is worn.

G. FOOTWEAR:

Low quarter shoes: Black oxford; lace-up style with a plain rounded toe. Keep shoes polished at all times. (Note: Corframs are only authorized for MS III, MS IV and MS IV Honors cadets).

Pumps: Plain black, commercial design, without ornamentation (buckles, bows, straps, etc.,) smooth leather. Must have heels; however, they will be no higher than 2 1/2 inches. (Note: Purchased at cadets’ own expense). Maybe worn with the slacks but is required while wearing the blue uniform skirt.

Socks: Plain black without design.

Hose: Sheer nylon in neutral, dark brown, off-black or dark blue shades only. Do not wear patterned hose. (Note: Purchased at cadet’s own expense).

H. LIGHT WEIGHT BLUE JACKET:

Dark blue polyester. When worn, must be zipped at least half-way up and no name tag. Cadet ranks will be worn on the jacket.

See Attachment 11.

I. HEADGEAR:

Flight Cap: Worn slightly to the wearer’s right with vertical crease of the front of the cap in line with center of the forehead, in a straight line with the nose. The cap extends approximately one inch from eyebrows. When not wearing, tuck under the belt on the left side, between 1st and 2nd belt loop. Flight cap will be worn with all service dress uniforms while outdoors. The flight cap will not be worn with the Semi-Formal Dress Uniform.

Service Cap: (MS III, MS IV and MS IV Honors cadets only) Worn squarely on the head; center large insignia on the front of the hat. Rounded design, sides form a front brim, with white vinyl hat cover. (Note: Purchased at cadet’s own expense).

See Attachment 8.

J. UNDERGARMENTS:

Must be worn with all service dress uniforms. Also, female cadets may wear the

white “U/V” style undershirt without any print.

K. SKIRTS:

Only MS-III, MS IV and MS IV Honors female cadets may wear the blue uniform skirt. The skirt will be no shorter than the top of the kneecap and no longer than the bottom of the kneecap when standing at attention. Pumps are required when wearing the uniform skirt.

L. GLOVES OR MITTENS:

Black or gray; leather, knitted, tricotee, or suede (or a combination of these) gloves or mittens may be worn with the uniform.

M. ACCOUTREMENTS:

When earned and authorized, grade insignia, ropes, badges, awards, decorations and ribbons on the AFJROTC uniform will be worn in accordance with AFJROTC Operational Supplement Chapter 7, and the attachments found in this guide.

See Attachments 5 thru 18

CHAPTER 4 CADET MALE UNIFORM

A. SERVICE DRESS UNIFORM (Class A and Class B):

The service dress uniform is worn as Class A and the service blue uniform is worn as Class B. The Class A uniform is worn with the service dress coat. The Class B is worn without the service dress coat.

See Attachment 12.

B. SHIRT – BLUE SHORT SLEEVE: Will have a tapered fit. Military creases are prohibited. Shirt must be tucked into trousers. May be worn with open or buttoned collar. If collar is buttoned, a tie must be worn. Also, collar will be buttoned and a tie affixed when the service dress coat is worn. If collar is open, a “U/V” style undershirt must be worn.

See Attachment 14.

C. TROUSERS: Trim-fitted with no bunching at waist or bagging at seat; knee and bottom leg widths not altered beyond current specifications for the waist size; front of trousers rests on the front of shoe with a slight break in the front crease; back of trouser legs will be straight and will be approximately 7/8 inch longer than the front.

D. BELT & BUCKLE: Worn with trousers. Silver tip end of the belt extends beyond the buckle **FACING THE WEARER’S LEFT**. No blue fabric shows. Cut the excess web of the belt opposite the end of the silver tip portion of the belt.

E. TIE: Dark blue, polyester herringbone twill. Wear is optional except when wearing the Class A uniform, where it is mandatory. The bottom of the tie must be between the top and bottom of the belt buckle.

F. FOOTWEAR: Low quarter shoes - black oxford; lace-up style with a plain rounded toe. Kept polished at all times. (Note: Corframs are authorized for MS III, MS IV, and MS IV Honors cadets only).

G. LIGHT WEIGHT BLUE JACKET: Dark blue polyester. When worn, must be zipped at least halfway up. Cadet ranks are the only items worn on the lightweight jacket (worn on the collar).

See Attachment 11.

H. HEADGEAR:

Flight Cap: Worn slightly to the wearer’s right with vertical crease of the front of the cap in line with center of the forehead, in a straight line with the nose. The cap extends approximately one (1) inch from the eyebrows. When not wearing, tuck under the belt on left side, between 1st and 2nd belt loops. Flight cap will be worn with the Class A & B uniforms.

Service Hat - (MS III, MS IV and MS IV Honors cadets only). Worn squarely on the head. Center large size insignia on the front of the hat. No hair is protruding in front of hat. Authorized for wear with the Class A & B uniforms.

See Attachment 7.

I. UNDER GARMENTS: Undershorts and “U/V” white neck-style undershirt without any printing will be worn with all service dress uniforms. If no tie is worn, the collar button must be unbuttoned and a “U/V” neck shirt must be worn.

J. GLOVES OR MITTENS: Black or gray; leather, knitted, tricot, or suede (or a combination of these) gloves or mittens may be worn with the uniform.

K. ACCOUTREMENTS: When earned and authorized, grade insignia, ropes, badges, awards, decorations and ribbons on the AFJROTC uniform will be worn in accordance with AFJROTC Operational Supplement Chapter 7, and the attachments found in this guide.

See Attachments 5 thru 18

CHAPTER 5

SEMI-FORMAL DRESS UNIFORM

A. SEMI-FORMAL UNIFORM

The male and female semi-formal dress uniform is worn for social functions such as dining ins/outs, military ball, awards ceremonies or other formal events as prescribed by the SASI. The semi-formal dress uniform coat is the service dress uniform coat without a nametag. Cadets will not wear headgear with the semi-formal dress uniform. When in semi-formal dress, saluting is not required.

See Attachment 16

B. MALE SEMI-FORMAL UNIFORM

Shirt, long or short sleeve, white, polyester or cotton, buttonfront, with short or medium pointed collar. Wear with the issued blue tie. The semi-formal dress uniform trousers are the same as the service dress uniform trousers. The belt and buckle are the same as the service dress belt and buckle. (Note: White shirt must be purchased at cadet's own expense).

See Attachment 16

C. FEMALE SEMI-FORMAL UNIFORM

Shirt, long or short sleeve, white, polyester or cotton, buttonfront, with short or medium pointed collar. Wear with the issued blue tie-tab. The semi-formal dress uniform trousers or skirt are the same as the service dress uniform trousers or skirt. The belt and buckle are the same as the service dress belt and buckle. (Note: White shirt must be purchased at cadet's own expense).

See Attachment 16

Mess Dress Uniforms are not authorized for wear by AFJROTC cadets.

CHAPTER 6

Operational Camouflage Pattern (OCP)

- A. **The Operational Camouflage Pattern (OCP), Male and Female.** The OCP may be worn off campus for short convenience stops and when eating at restaurants where people wear comparable civilian attire. Do not wear OCPs off base to eat in restaurants where most diners wear business attire or at establishments that operate primarily to serve alcohol. Do not starch or hot press the OCP; Light ironing is authorized; however, repeated hot pressing or heavy ironing will accelerate the overall wear of the fabric. The non-fire-retardant and improved hot weather combat OCP uniforms are the only OCP uniforms authorized to be worn by Cadets.
- B. **OCP Coat (Shirt).** The coat is worn outside the trousers. The coat will not extend below the top of the cargo pocket on the trousers and will not be higher than the bottom of the opening of the side (hip) pocket on the trousers. Cadets may roll up sleeves on the OCP coat; however, the cuffs will remain visible, and the sleeve will rest at, or within 1-inch of, the forearm when the arm is bent at a 90-degree angle. When sleeves are not rolled up, cuffs may remain visible or be folded inward twice. ASI may prohibit rolling of sleeves and folding of cuffs. Patches or badges will not be affixed to the front pockets. Alterations that affect the functionality of the uniform are not authorized, (e.g., sewing down collars, or pockets). The OCP coat may be removed in the classroom or general area as determined appropriate by the ASI, however, the OCP coat will be worn when officially interacting with school staff and/or guests.

See Attachment 10 for specific instructions on proper wear of the AFJROTC OCP Uniform

CHAPTER 7

SPECIAL UNIFORM ACCESSORIES

A. ACCESSORIES:

The following additional uniform items are authorized for wear by Palo Verde High School Choir, Color Guard, Armed / Unarmed Drill Team/ MS III Honors cadets:

Ascots - worn only during performances

Shoulder Cords - attached to the left shoulder seam with pin

Berets - worn with the flap to the right side of the beret

Gloves -worn only during performances

Note: Cadets may wear the beret with your service uniform on uniform day. But, cadets will wear the flight cap for the Open Ranks Inspection.

See Attachments 17 and 17a

CHAPTER 8

UNIFORM WEAR - ENFORCEMENT

A. ENFORCEMENT POLICY:

Cadets of higher rank have the authority and responsibility for enforcement of uniform wear standards and proper behavior while in uniform. Should on the spot corrections be required, they will be made in a non-threatening, non-hostile manner. Teach proper uniform wear **DO NOT DEMAND IT BE DONE!**

When making corrections, it should be done in private and as discreetly as possible. Any cadet who feels they have been treated unfairly has the right and duty to report the incident to their flight commander or the SASI/ASI. On the other hand, those receiving the correction are encouraged to accept it in the proper spirit. Any form of disrespect to a superior cadet will not be tolerated and such behavior could result in dismissal from the cadet corps!

B. HEADGEAR POLICY:

Hats will be worn anytime you are outdoors and in uniform -- coming to school, leaving school, or walking on campus, sitting at the picnic tables etc.

Hats will not be worn indoors, while riding in a vehicle (i.e., school bus), and never in the classroom environment.

Senior cadets are also responsible for enforcement of this policy.

Attachment 1 - Female Hair Style Examples



Braids



Twists



Locs


Attachment 2 - Authorized Female Ponytails and Long Braid(s) Hair Styles



Unbraided Single Ponytail/Pull-through Ponytail Style/Braided Ponytail



Braided Ponytails/Multiple Braids in a Single Ponytail



Two Braids Looped Underneath/Two Braids

Attachment 3 – Unauthorized Female Ponytail Examples



Exceeds Length Requirement



Bulk Exceeds Width of Head



Ponytail Fasten on the Crown of Head

Attachment 4 – Male Hair Standards Examples



Sideburns



Mustache


AUTHORIZED AIR FORCE JROTC BADGES AND INSIGNIA

Marksmanship Badges – Wear Only One



CMP Awarded Badges Unit Awarded Badges

If earned choose only one – CADETS MAY ONLY WEAR ONE on their uniform. Place directly underneath ribbons. Cadets may NOT wear Marksmanship Shield (see below) with Marksmanship Badge.
Do not wear Marksmanship badges with medals



Marksmanship
Shield

Choose either the APT or Marksmanship Shield and a Marksmanship Badge. Only one may be worn.

Males and females may wear the marksmanship badge (may only wear one) below the ribbons on the blue shirt or service dress uniform or

Marksmanship badges will not be worn with medals.

Badges/Insignia not listed here are unauthorized for wear.

Attachment 6 – Air Force JROTC Rank Insignia

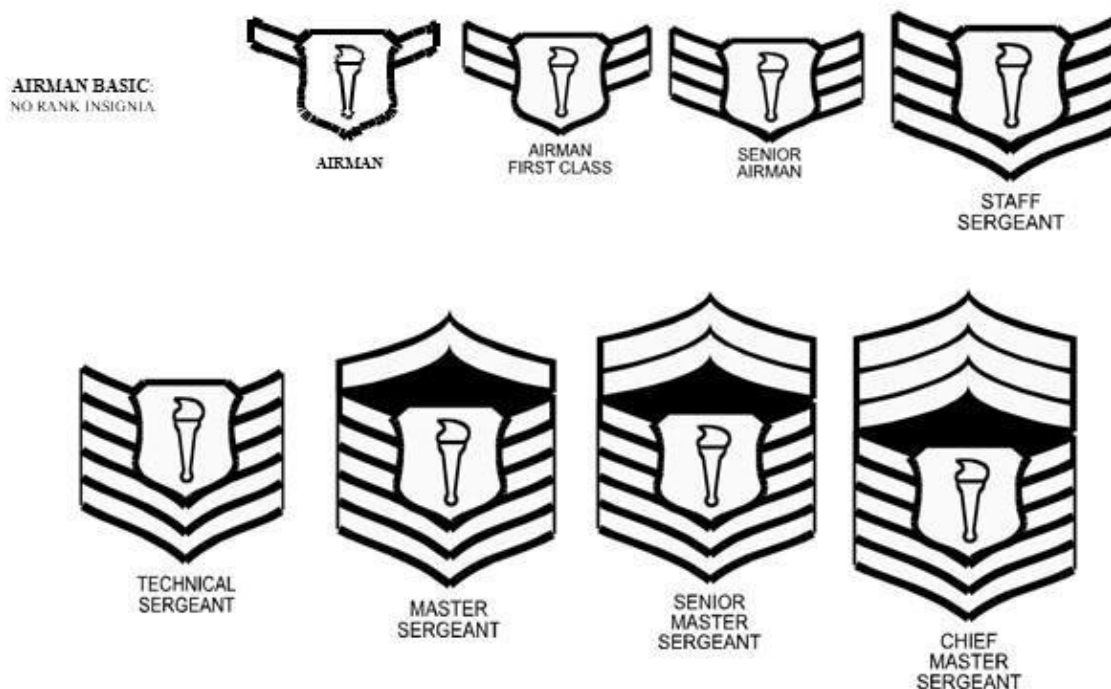
AIR FORCE JROTC RANK INSIGNIA

CADET OFFICER RANK



NOTE: Cadet Officer rank used is either cloth epaulet or collar rank, depending on specific uniform worn.

CADET ENLISTED RANK




NOTE: Cadet Enlisted rank used is small collar rank only, regardless of uniform worn

Rank insignia not listed here is unauthorized.
The First Sergeant device is not authorized.

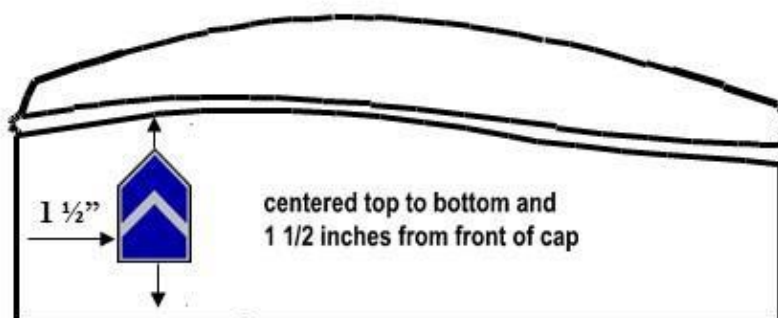
Attachment 7 – Cadet Male Headgear

CADET MALE HEADGEAR



Service Cap – Solid dark Air Force blue color only. Cadet officers may wear the AFJROTC officer hat insignia or the large Hap Arnold Wings insignia. Enlisted cadets may only wear the large Hap Arnold Wings insignia

FLIGHT CAP*



- Enlisted Ranks will have no hat insignia on the flight cap.
- The former officer flight cap emblem will not be worn on the flight cap.

Attachment 8 – Cadet Female Headgear

CADET FEMALE HEADGEAR

SERVICE CAP


Solid Blue Color with no embroidery

Centered



Service Cap - Solid dark Air Force blue color only. Cadet officers may wear the AFJROTC officer hat insignia or the large Hap Arnold Wings insignia. Enlisted cadets may only wear the large Hap Arnold Wings insignia.

FLIGHT CAP*



- Enlisted Ranks will have no hat insignia on the flight cap.
- The former officer flight cap emblem will not be worn on the flight cap.

Attachment 9 – Cadet Beret Headgear

CADET BERET HEADGEAR

BERET

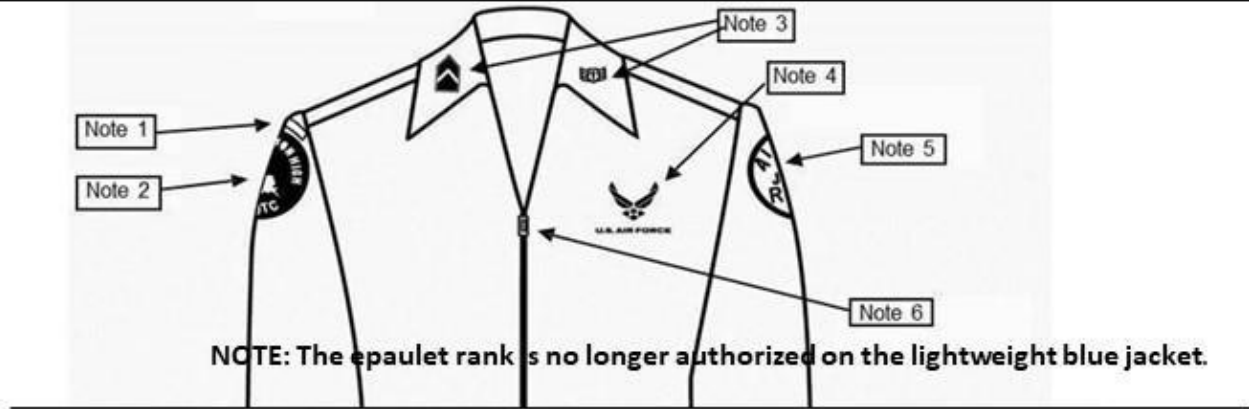


Berets.

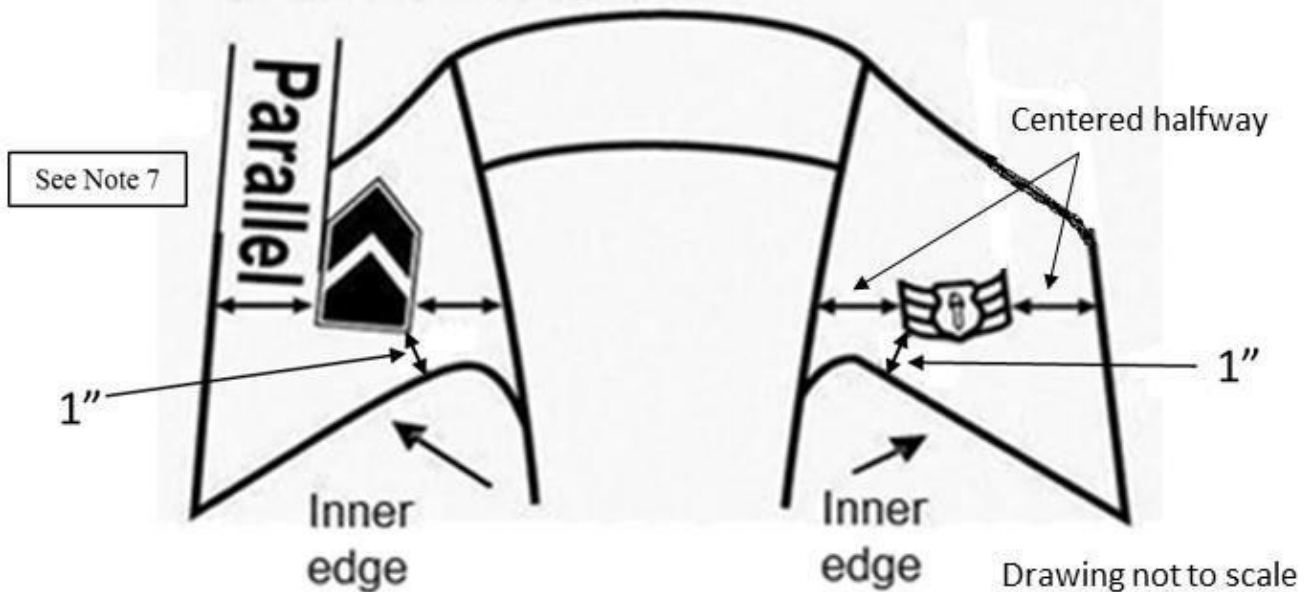
1. Solid Color white, dark blue or black ONLY, with AFJROTC officer rank insignia or mini-Hap Arnold Insignia pin. The former officer/enlisted flight cap emblems will not be worn on the beret. The wear of a “Beret Flash” or mini unit patch is not authorized.
2. Position headband straight across the forehead, 1 inch above the eyebrows. Drape the top over the right ear. Wear the stiffener with the aligned insignia above the left eye. Adjust ribbon for comfort, tie in a knot, and tuck inside or cut-off. The insignia will be centered, ¼ inch above and parallel to the headband.
3. The wear of a “Beret Flash” is not authorized.

Attachment 7-8

CADET LIGHT WEIGHT BLUE JACKET



NOTE: The epaulet rank is no longer authorized on the lightweight blue jacket.

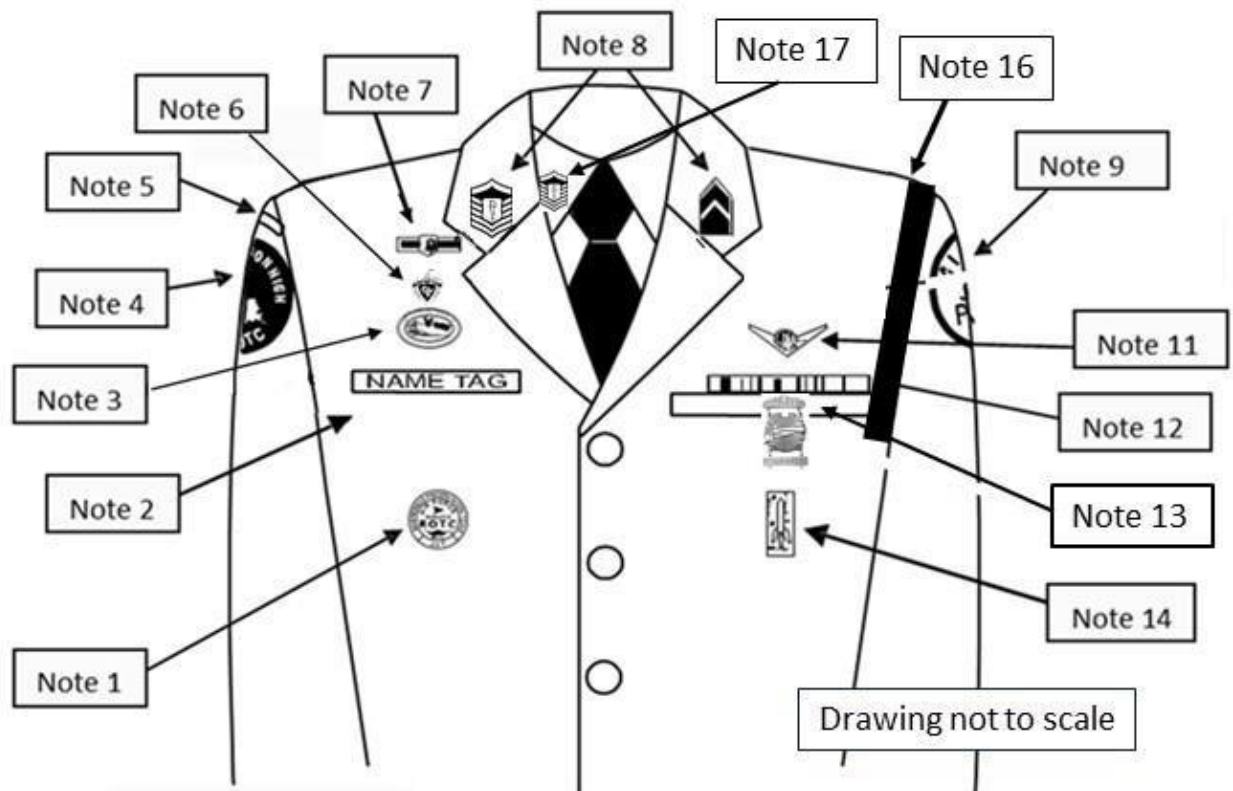


Drawing not to scale

1. Shoulder tabs are centered between unit patch and shoulder seam. If no patch, then 1 inch below shoulder seam.
2. Unit patch on right $\frac{1}{2}$ to 1 inch below shoulder seam and centered.
3. Grade insignia (officer and enlisted) will be worn on both lapels, mandatory. For placement see Note 7.
4. Optional item: center vertically between the shoulder seam and where the underarm side seam joins the armhole sleeve and center horizontally between the center zipper and the sleeve armhole seam. Per AFJROTCI 36-2010, para 6.1.1.10.1. The words "U.S. Air Force" must appear directly below the symbol, or units can choose to use "AFJROTC." Embroidery expenses must be at no cost to the Air Force.
5. AFJROTC Patch (white, Lamp of Knowledge), mandatory. Center $\frac{1}{2}$ to 1 inch below left shoulder seam
6. Jacket will be closed to at least the halfway point.
7. Center insignia horizontally on collar. Place 1 inch from bottom of collar and parallel to the outer edge of the collar.
8. Enlisted rank insignia **MUST** be worn on the blue shirt while wearing the light weight jacket.
9. **Ascots and shoulder cords will not be worn on this uniform.**

Attachment 12 – Cadet Male Service Dress

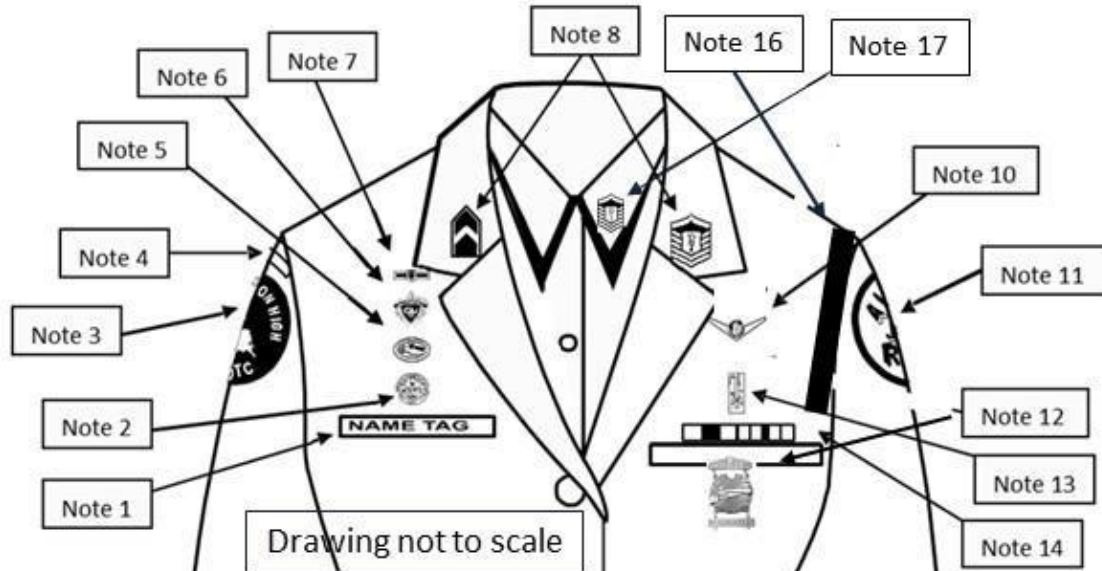
CADET MALE SERVICE DRESS



1. Awareness Presentation Team (APT) Badge. Centered 3 inches below the bottom of the silver name tag.
2. Silver Name tag, mandatory. Center on the right side between arm seam and lapel with bottom edge parallel to top of welt pocket.
3. Kitty Hawk Badge. See Note 15 below.
4. Unit patch. Place $\frac{1}{2}$ to 1 inch below shoulder seam and centered.
5. Shoulder tab: Center between unit patch and shoulder seam. If no patch, then 1 inch below shoulder seam.
6. Aerospace Education Foundation (AEF) Badge. See Note 15 below.
7. Distinguished Cadet Badge. # 1 See Note 15 below.
8. Grade insignia (officer and enlisted) worn on both lapels, mandatory. Place insignia halfway up the seam, resting on but not over it. Bottom of insignia is horizontal with the ground.
9. AFJROTC Patch (white, Lamp of Knowledge), mandatory. Center $\frac{1}{2}$ to 1 inch below left shoulder seam.
10. Deleted.
11. Cadets will only wear one of the following badges, Flight Solo Badge, Unmanned Aircraft Badge, Aviation Ground School, and Flight Certificate Badge. See Note 15 below.
12. Ribbons, mandatory. Centered, on but not over edge of pocket. Wear 3 or 4 in a row. Wear all or some ribbons earned.
13. Marksmanship Badge - Marksmanship competition awards/badges may be worn on the AFJROTC uniform. Males and females will wear the badge (may only wear one) below the ribbons on the blue shirt or service dress uniform. **Marksmanship badges will not be worn with medals.**
14. Model Rocketry Badge. Worn 2 inches below the pocket.
15. Except marksmanship badge. Wear first badge placed $\frac{1}{2}$ inch above silver name tag or ribbons and is centered horizontally. Additional badges are placed $\frac{1}{2}$ inch above previous badge. Order of precedence for badges are as show on the diagram. Distinguished Cadet Badge, then the AEF Badge, then the Kitty Hawk Badge and lastly the CyberPatriot National Finalist Badge. **No more than one Flight badge is authorized.**
16. Shoulder Cord. No wider than 1 inch and will be grounded to the seam of the left shoulder. May be solid or multi-colored.
17. Enlisted rank insignia **MUST** be worn on the blue shirt while wearing the service dress.
18. **Medals are not authorized for wear on this uniform with ribbons. Ribbons and medals may not be mixed.**

Attachment 13 – Cadet Female Service Dress

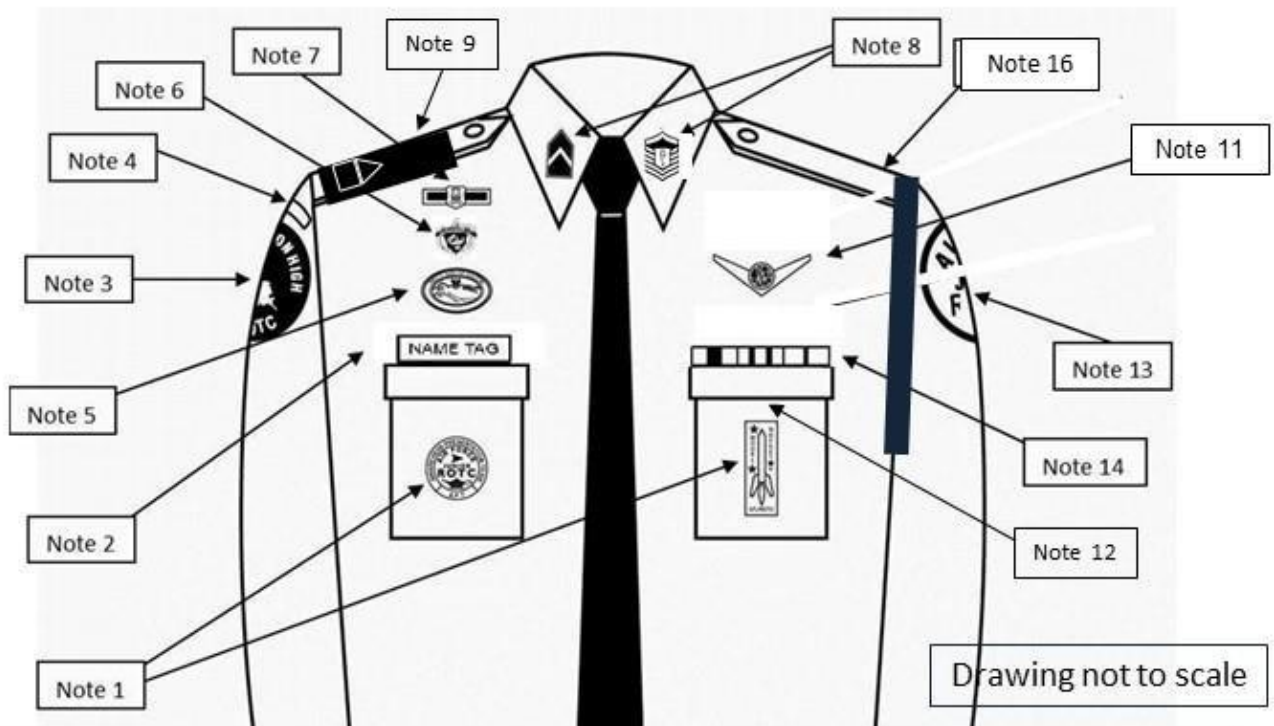
CADET FEMALE SERVICE DRESS



1. Silver Name tag, mandatory. Center on the wearer's right between the sleeve seam and lapel and the bottom of the name tag will be parallel with the bottom of ribbons.
2. Awareness Presentation Team Badge. See Note 15 below.
3. Unit patch. Center $\frac{1}{2}$ to 1 inch below shoulder seam
4. Shoulder tab: Center between unit patch and shoulder seam. If no patch, then 1 inch below shoulder seam
5. Kitty Hawk Badge. See Note 15 below.
6. Aerospace Education Foundation (AEF) Badge. See Note 15 below.
7. Distinguished Cadet Badge. See Note 15 below.
8. Grade insignia (officer and enlisted) worn on both lapels, mandatory. Place insignia halfway up the seam, resting on but not over it. Bottom of insignia is horizontal with the ground.
9. Deleted
10. Cadets will only wear one of the following badges, Flight Solo Badge, Unmanned Aircraft Badge, Aviation Ground School, and Flight Certificate Badge. See Note 15 below.
11. AFJROTC Patch (white, Lamp of Knowledge), mandatory. Center $\frac{1}{2}$ to 1 inch below left shoulder seam.
12. Marksmanship Badge - Marksmanship competition awards/badges may be worn on the AFJROTC uniform. Males and females will wear the badge (may only wear one) below the ribbons on the blue shirt or service dress uniform. **Marksmanship badges will not be worn with medals.**
13. Model Rocketry Badge. See Note 15.
14. Ribbons, mandatory. Center ribbons resting on but not over edge of welt pocket. Wear 3 or 4 in a row. Wear all or some ribbons earned.
15. Except marksmanship badge. Wear first badge placed $\frac{1}{2}$ inch above silver name tag or ribbons and is centered horizontally. Additional badges are placed $\frac{1}{2}$ inch above previous badge. Order of precedence for badges are as show on the diagram. Distinguished Cadet Badge, then the AEF Badge, then the Kitty Hawk Badge, then the Awareness Presentation Team Badge and lastly the CyberPatriot National Finalist Badge. **No more than one Flight badge is authorized.**
16. Shoulder Cord. No wider than 1 inch and will be grounded to the seam of the left shoulder. May be solid or multi-colored.
17. Enlisted rank insignia **MUST** be worn on the blue shirt while wearing the service dress.
18. **Medals are not authorized for wear on this uniform with ribbons. Ribbons and medals may not be mixed.**

Attachment 14 – Cadet Male Blue Shirt

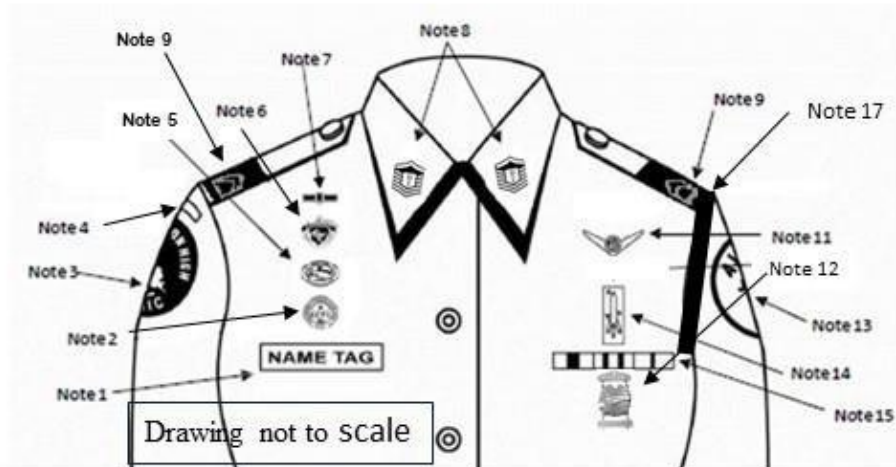
CADET MALE BLUE SHIRT



1. Awareness Presentation Team (APT) and Model Rocketry Badge are centered on the pockets on the appropriate sides as displayed above.
2. Name Tag: Mandatory wear. Blue Plastic with white letters. Must be grounded and centered over wearer's right pocket.
3. Unit patch. Centered $\frac{1}{2}$ to 1 inch below the shoulder seam.
4. Shoulder tab. Centered between unit patch and shoulder seam. If no patch, then place 1 inch below shoulder seam.
5. Kitty Hawk Badge. See Note 15.
6. Aerospace Education Foundation (AEF) Badge. See Note 15.
7. Distinguished Cadet Badge. See Note 15.
8. Grade insignia, mandatory (officer and enlisted) worn on both left and right collar, centered side to side and top to bottom. Enlisted rank's bottom point of torch points towards the point of the collar. Officer top point of rank aligned with point of collar. Cadet/Amn Basic have no insignia of any kind on the collar.
9. Officers only. When using officer cloth rank on epaulets versus miniature metal rank on collar, place as close as possible to shoulder seam. (Use larger male epaulets only).
10. Deleted
11. Cadets will only wear one of the following badges, Flight Solo Badge, Unmanned Aircraft Badge, Aviation Ground School, and Flight Certificate Badge. See Note 15 below.
12. Marksmanship competition awards/badges may be worn on the AFJROTC uniform. Males and females will wear the badge (may only wear one) below the ribbons on the blue shirt or service dress uniform. **Marksmanship badges will not be worn with medals.**
13. AFJROTC Patch (white, Lamp of Knowledge), mandatory. Center $\frac{1}{2}$ to 1 inch below left shoulder seam.
14. Ribbons are optional. Wear all, some or no ribbons earned. If worn, ribbons will be centered, resting on, but not over the edge of the pleated pocket on the wearers left.
15. Except marksmanship badges. First badge placed $\frac{1}{4}$ inch above name tag or ribbons and is centered horizontally. Additional badges placed $\frac{1}{2}$ inch above previous badge. Order of precedence for badges are as show on the diagram. Distinguished Cadet Badge, then AEF Badge, then Kitty Hawk Badge, and finally the CyberPatriot National Finalist Badge. **No more than one Flight badge is authorized.**
16. Shoulder Cord. No wider than 1 inch and will be grounded to the seam of the left shoulder under epaulet. May be solid or multi-colored.
17. **Medals (regardless of what type) are not authorized for wear on this uniform.**

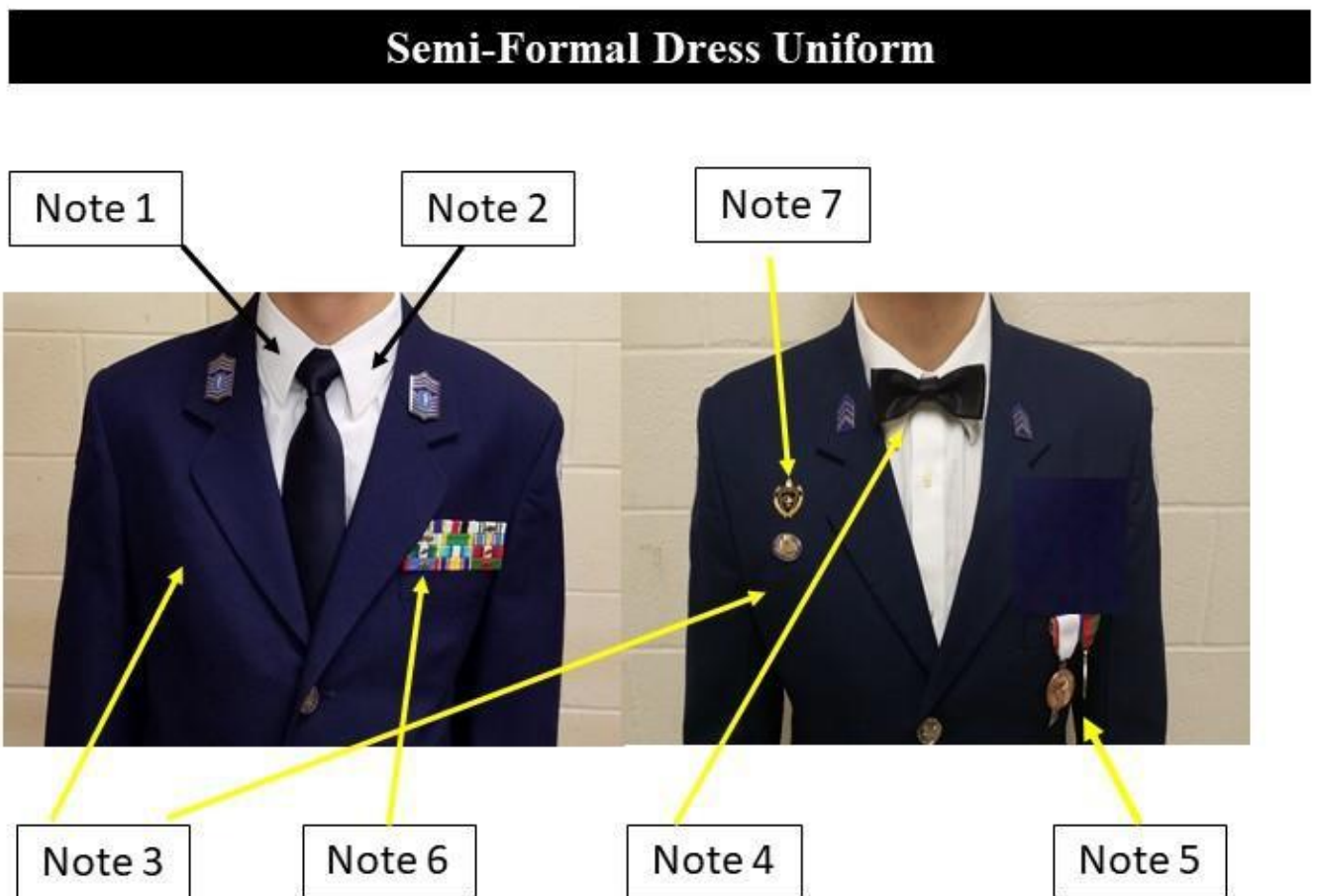
Attachment 15 – Cadet Female Blue Shirt

CADET FEMALE BLUE SHIRT



1. Name Tag: Mandatory wear. Blue Plastic with white letters. Without ribbons: centered on right side, parallel to ground and within 1 ½ inches higher/lower than topmost exposed button. With Ribbons: Even with bottom row of ribbons, centered on right side, parallel to ground and within 1 ½ inches higher/lower than topmost exposed button.
2. Awareness Presentation Team (APT) Badge. See Note 16
3. Unit Patch. Centered on sleeve and ½ to 1 inch below shoulder seam.
4. Shoulder Tab (Metal or cloth). Centered between unit patch and shoulder seam. If no patch, then 1 inch below shoulder seam.
5. Kitty Hawk Air Society Badge. See Note 16.
6. Aerospace Education Foundation (AEF) Badge. See Note 16.
7. Distinguished Cadet Badge. See Note 16.
8. Grade insignia, mandatory (officer and enlisted) worn on both left and right collar, centered side to side and top to bottom. Enlisted rank's bottom point of torch points towards the point of the collar. Officer top point of rank aligned with point of collar. Cadet/Amn Basic have no insignia of any kind on the collar
9. Officers only. When using officer cloth rank on epaulets versus miniature metal rank on collar, place as close as possible to shoulder seam. (Use smaller female epaulets only)
10. Deleted.
11. Cadets will only wear one of the following badges, Flight Solo Badge, Unmanned Aircraft Badge, Aviation Ground School, and Flight Certificate Badge. See Note 16 below.
12. Marksmanship Badge - Marksmanship competition awards/badges may be worn on the AFJROTC uniform. Males and females will wear the badge (may only wear one) below the ribbons on the blue shirt or service dress uniform. **Marksmanship badges will not be worn with medals.**
13. AFJROTC Patch (white, Lamp of Knowledge), mandatory. Center ½ to 1 inch below left shoulder seam
14. Model Rocketry Badge. See Note 16.
15. Ribbons are optional. Wear all, some or no ribbons earned. If worn, center ribbons on wearer's left, parallel with ground. Align bottom of the ribbons with the bottom of the name tag.
16. Except marksmanship badge. Wear first badge placed ½ inch above silver name tag or ribbons and is centered horizontally. Additional badges are placed ½ inch above previous badge. Order of precedence for badges are as show on the diagram. Distinguished Cadet Badge, then the AEF Badge, then the Kitty Hawk Badge, then the Awareness Presentation Team Badge and lastly the CyberPatriot National Finalist Badge. **No more than one Flight badge is authorized.**
17. Shoulder Cord. No wider than 1 inch and will be grounded to the seam of the left shoulder under the epaulet. May be solid or multi-colored.
18. **Medals (regardless of what type) are not authorized for wear on this uniform.**

Attachment 16 – Cadet Semi-Formal Dress Uniform



1. The blue or white long-sleeve shirt will be plain, knit or woven, commercial type with a short or medium point collar, with button or French cuffs.
2. Enlisted members do not need to wear two sets of ranks on the semi-formal uniform.
3. The Silver Name Tag will not be worn on the semi-formal dress uniform.
4. Black or Blue bow tie may be worn with the semi-formal uniform (white shirt only).
5. Large medals will be worn on the semi-formal uniform coat $\frac{1}{2}$ inch below the top of the welt of the pocket, centered on the pocket. If medals are worn, ribbons will not be worn (no mixing).
6. AFJROTC ribbons may be worn on the semi-formal uniform. If ribbons are worn, medals will not be worn (no mixing).
7. Authorized badges may be worn on the semi-form dress uniform. If medals are worn, badges that are normally worn directly under the ribbon rack will not be worn.
8. Headgear is not worn with the semi-formal dress uniform.
9. Per Chapter 7 para 7.8.4.8. **Mess Dress Uniforms are not authorized for wear by AFJROTC cadets.**

Attachment 17 – Cadet Exhibition Uniform

Sample Exhibition Uniform



$\frac{3}{4}$ inch
stripe

1. Solid Color white, dark blue or black ONLY, with AFJROTC officer rank insignia or mini-Hap Arnold Insignia pin. The former officer/enlisted flight cap emblems will not be worn on the beret. The wear of a "Beret Flash" or mini unit patch is not authorized.
2. Shoulder Cord. Cadets are authorized to wear one shoulder cord on the left shoulder. This will be a single "infantry" style cord, without metal tips, no more than 1-inch wide. On the blue shirt the cord will be under the epaulet, grounded to the left shoulder seam and pinned to the shoulder with the pin hidden beneath the cord. May be solid or multi-colored.
3. Blue/Silver Name Tags and ribbons may be omitted on uniforms where a drill rifle or other equipment may damage the item or injure the performing member. **This does not apply to uniforms worn during regular uniform days.**
4. Blue pants may be modified to have a $\frac{3}{4}$ inch stripe on the outside length of the pants, silver, blue, or black only. **These items will not be worn on regular uniform days.**
5. Solid color ascots may be worn (embroidery or a unit patch is authorized on the ascot), colors may be locally-determined (school colors), but must be conservative and in good taste, and defined in the Cadet Guide or Unit Operations Instruction. **Ascots will not be worn on regular uniform days.**
6. **Embroidery on the Air Force blue drill team uniform is not authorized, i.e., on the back of the blue shirt collar or shoulder yoke.**
7. **Specialized unit rank/shoulder boards are not authorized.**
8. **Wrist bands are not authorized.**
9. AFJROTC Patch (white, Lamp of Knowledge), mandatory. Center $\frac{1}{2}$ to 1 inch below left shoulder seam.
10. Black Boots/corfams may be issued on an as required basis to the unit Color Guard or Drill Team. This is for restricted use and is not intended for use across unit's entire cadet corps. **Black boots/corfams may be reissued to cadets.** Spray boots/corfams with disinfectant spray before reissuing.

Attachment 17a– Cadet Exhibition Uniform

Sample Exhibition Uniform



1. Women's Service Caps may be worn with the Hap Arnold Wings insignia or Officer Service Cap may also be worn with the large officer service cap insignia large officer's. Service Caps (wheel and bucket hats) will be a **solid color and free of any embroidery**.
2. Shoulder Cord. Cadets are authorized to wear **one shoulder cord** on the left shoulder. This will be a single "infantry" style cord, without metal tips, no more than 1-inch wide. On the blue shirt the cord will be under the epaulet, grounded to the left shoulder seam and pinned to the shoulder with the pin hidden beneath the cord. May be solid or multi-colored.
3. Blue/Silver Name Tags and ribbons may be omitted on uniforms where a drill rifle or other equipment may damage the item or injure the performing member. **This does not apply to uniforms worn during regular uniform days.**
4. Blue pants may be modified to have a $\frac{3}{4}$ inch stripe on the outside length of the pants, silver, blue, or black only. **These items will not be worn on regular uniform days.**
5. Solid color ascots may be worn (embroidery or a unit patch is authorized on the ascot), colors may be locally-determined (school colors), but must be conservative and in good taste, and defined in the Cadet Guide or Unit Operations Instruction. **Ascots will not be worn on regular uniform days.**
6. **Embroidery on the Air Force blue drill team uniform is not authorized, i.e., on the back of the blue shirt collar or shoulder yoke.**
7. **Specialized unit rank/shoulder boards are not authorized.**
8. A $\frac{1}{2}$ inch silver, dark blue, or black only sleeve braid, 3 inches from the end of the sleeve, may be worn.
9. AFJROTC Patch (white, Lamp of Knowledge), mandatory. Center $\frac{1}{2}$ to 1 inch below left shoulder seam.
10. Black Boots/corfams may be issued on an as required basis to the unit Color Guard or Drill Team. This is for restricted use and is not intended for use across unit's entire cadet corps. **Black boots/corfams may be reissued to cadets.** Spray boots/corfams with disinfectant spray before reissuing.

Attachment 18– Ribbon Chart

Air Force and Space Force JROTC Ribbon Chart



Version: 15 May 2022

